


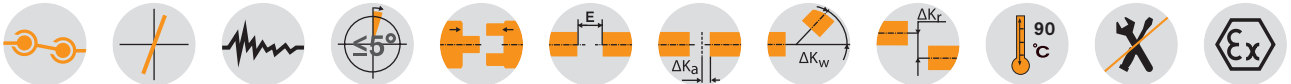
ROTEX® GS DKM

Backlash-free jaw couplings

Double-cardanic jaw coupling



For legend of pictogram please refer to flapper on the cover



ROTEX® GS DKM Spacer material aluminium/hub material depends on hub design

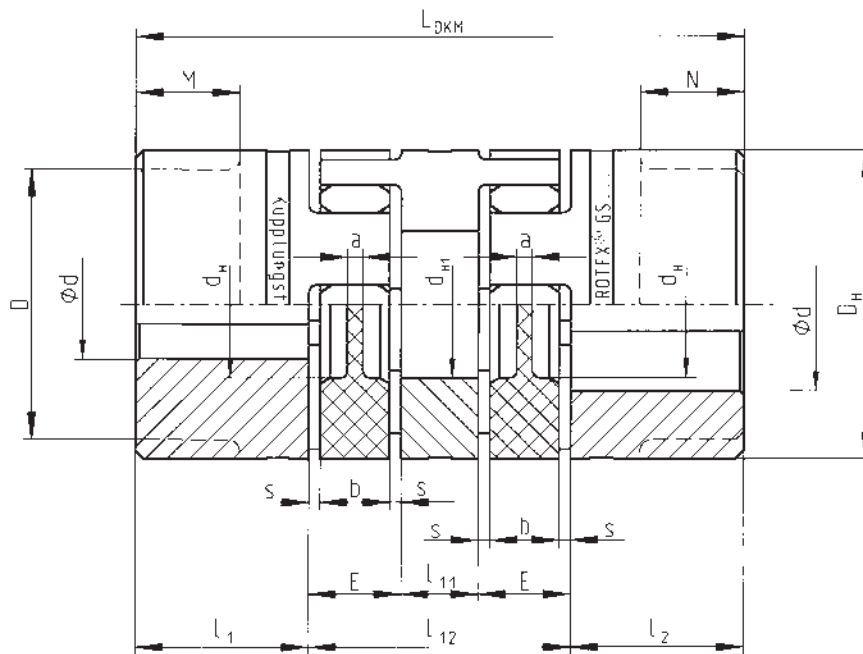
Size	Spider torque T _{KN} [Nm] ¹⁾		Dimensions [mm]													
	98 Sh-A	64 Sh-D	max. d ²⁾	D	D _H	d _H	d _{H1}	l ₁ ; l ₂	M; N	l ₁₁	l ₁₂	L _{DKM}	E	b	s	a
5	0,9	—	5	—	10	—	—	5	—	3	13	23	5	4	0,5	4,0
7	2,0	2,4	7	—	14	—	—	7	—	4	20	34	8	6	1,0	6,0
9	5,0	6,0	11	—	20	7,2	—	10	—	5	25	45	10	8	1,0	1,5
12	9,0	12,0	12	—	25	8,5	—	11	—	6	30	52	12	10	1,0	3,5
14	12,5	16,0	16	—	30	10,5	—	11	—	8	34	56	13	10	1,5	2,0
19	21,0	26,0	24	—	40	18,0	18	25	—	10	42	92	16	12	2,0	3,0
24	60	75	28	—	55	27,0	27	30	—	16	52	112	18	14	2,0	3,0
28	160	200	38	—	65	30,0	30	35	—	18	58	128	20	15	2,5	4,0
38	325	405	45	—	80	38,0	38	45	—	20	68	158	24	18	3,0	4,0
42	450	560	55	85	95	46	46	50	28	22	74	174	26	20	3,0	4,0
48	525	655	62	95	105	51	51	56	32	24	80	192	28	21	3,5	4,0
55	685	825	74	110	120	60	60	65	37	28	88	218	30	22	4,0	4,5

¹⁾ Other spiders/selection see page 18 et seqq.

²⁾ Depending on hub type. Hub types can be freely selected, for summary see page 124

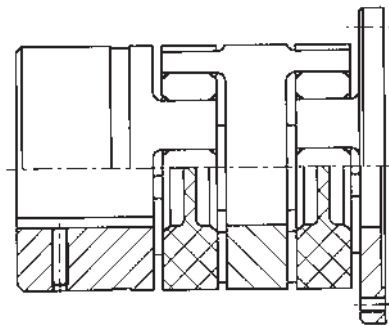
Ordering example:

ROTEX® GS 24	DKM	98 Sh-A-GS	d25	1.0 - Ø38		2.5 - Ø25	
Coupling size	Type	Spider hardness	Optional: Bore in spider	Hub type	Finish bore	Hub type	Finish bore



Other types:

ROTEX® GS - CF - DKM



ROTEX® GS DKM with
clamping hubs DH type 7.5/7.6

