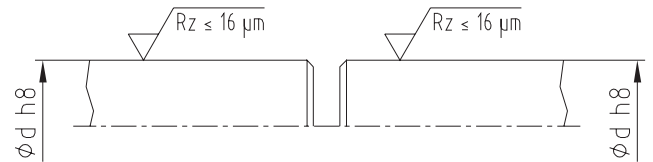
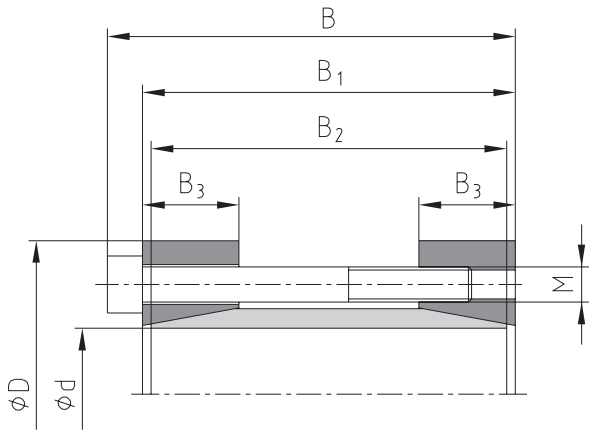
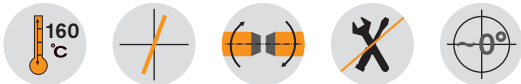


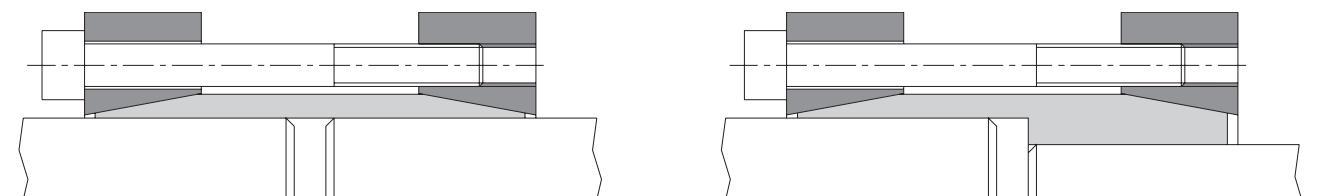
# CLAMPEX® KTR 700

## Clamping elements

Rigid shaft coupling to connect two shaft ends



### Example of application



<b>Ordering example:</b>	KTR 700	35	x	75
	Series	Size of inside diameter d		Size of outside diameter D

# CLAMPEX® KTR 700

## Clamping elements

CLAMPEX® – KTR 700														
d x D [mm]	Dimensions [mm]				Clamping screws DIN EN ISO 4762 - 12.9 $\mu_{total}=0,14$				Transmittable torque or axial force			Surface pressure of clamping element/ hollow shaft	Weight [-kg]	Stock pro- gramme
	B	B <sub>1</sub>	B <sub>2</sub>	B <sub>3</sub>	M	Length	Number z	T <sub>A</sub> [Nm]	T [Nm]	F <sub>ax</sub> [kN]	P <sub>VV</sub> [N/mm <sup>2</sup> ]			
10 x 35	42	38	36	15	M4	30	6	5,5	62	12	219	0,2		
11 x 35	42	38	36	15	M4	30	6	5,5	66	12	193	0,2		
12 x 35	42	38	36	15	M4	30	6	5,5	72	12	177	0,2		
14 x 35	42	38	36	15	M4	30	6	5	76	11	137	0,2		
15 x 45	56	50	47	15	M6	45	4	17	160	21	252	0,4		
16 x 45	56	50	47	15	M6	45	4	17	170	21	235	0,4		
17 x 45	56	50	47	15	M6	45	4	17	180	21	220	0,4	●	
18 x 50	56	50	47	15	M6	45	4	17	190	21	207	0,5		
19 x 50	56	50	47	15	M6	45	4	17	200	21	196	0,4		
20 x 50	56	50	47	15	M6	45	4	17	220	22	195	0,4	●	
22 x 55	66	60	57	18	M6	55	6	17	360	33	219	0,5		
24 x 55	66	60	57	18	M6	55	6	17	390	33	200	0,6		
25 x 55	66	60	57	18	M6	55	6	17	400	32	189	0,6	●	
28 x 60	66	60	57	18	M6	55	6	17	390	28	147	0,8		
30 x 60	66	60	57	18	M6	55	6	17	420	28	138	0,7	●	
32 x 75	83	75	72	20	M8	70	4	41	610	38	158	0,1		
35 x 75	83	75	72	20	M8	70	4	41	670	38	145	1,3	●	
38 x 75	83	75	72	20	M8	70	4	41	730	38	134	1,2		
40 x 75	83	75	72	20	M8	70	4	41	760	38	126	1,2	●	
42 x 85	93	85	81	22	M8	80	6	41	1170	56	160	1,8		
45 x 85	93	85	81	22	M8	80	6	41	1260	56	150	1,7		
48 x 90	93	85	81	22	M8	80	6	41	1360	57	142	1,9		
50 x 90	93	85	81	22	M8	80	6	41	1400	56	135	1,8	●	
55 x 95	93	85	81	22	M8	80	8	41	2000	73	159	2,0		
60 x 100	93	85	81	22	M8	80	8	41	2260	75	151	2,2	●	
65 x 105	93	85	81	22	M8	80	8	41	2500	77	143	2,6		
70 x 115	110	100	96	35	M10	80	8	83	3300	94	102	4,1		
75 x 120	110	100	96	35	M10	80	8	83	3500	93	94	4,3		
80 x 125	110	100	96	35	M10	80	7	75	3900	98	92	4,5		
90 x 135	110	100	96	35	M10	80	8	75	5100	113	95	5,2		
100 x 158	132	120	116	40	M12	100	8	130	8350	167	111	6,0		

● Sizes of clamping elements available from stock.