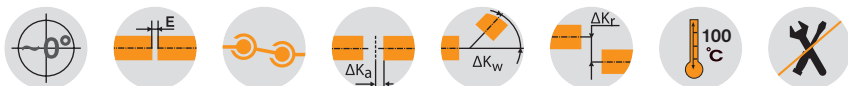
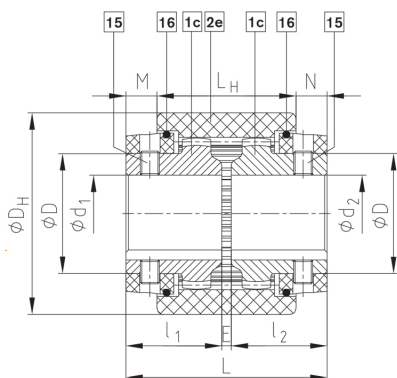


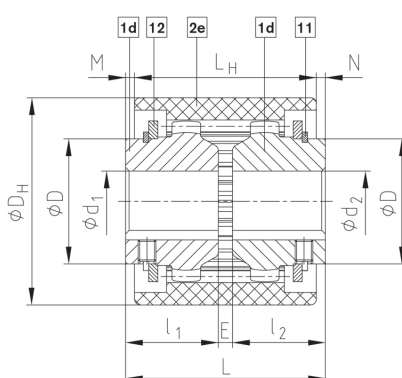
Type with dust protection



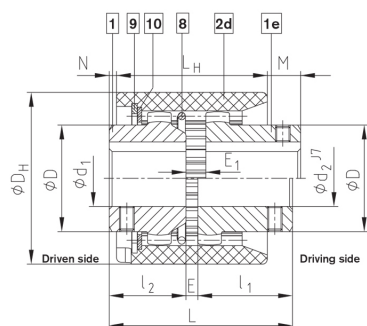
Type SG with dust protection circlips



Type SSR with supporting circlips



Type Spec.-I/CD



BoWex® type SG

Size	Pilot bore		Finish bore		Dimension [mm]								Weight with max. bore Ø			Mass moment of inertia J with max. bore Ø		
	Unbored	Pilot bored	min.	max.	l _{1,2}	E	L	L _H	M, N	D	D _H	Hub length, l _{1,2} max.	Sleeve [kg]	Hub [kg]	Total [kg]	Sleeve [kgcm ²]	Hub [kgcm ²]	Total [kgcm ²]
24 SG	x	-	10	24	36	4	76	51	12,5	36	58	50	0,11	0,14	0,39	0,38	0,36	1,1
28 SG	x	-	10	28	40	4	84	56	14	44	70	55	0,16	0,33	0,82	1,54	1,22	3,98
32 SG	x	-	12	32	40	4	84	58	13	50	84	55	0,21	0,43	1,07	2,75	2,17	7,09
45 SG	x	-	20	45	42	4	88	60	14	65	100	60	0,27	0,63	1,53	5,49	5,66	16,81
65 SG	-	21	30	65	70	4	144	84	30	96	140	-	0,84	2,1	5	29,83	43,96	117,8
80 SG	-	31	35	80	90	6	186	93	46,5	122	175	-	1,3	5,2	11,7	83,2	150,8	384,8
100 SG	-	38	40	100	110	8	228	102	63	150	210	-	2,05	9,4	20,8	184,4	401,3	987
125 SG	-	45	50	125	140	10	290	134	78	190	270	-	4,32	19,44	43,1	620	1362,3	3344,6

Thread for setscrews for finish bored hubs only.

BoWex® type SSR

Size	Pilot bore		Finish bore		Dimension [mm]								Weight with max. bore Ø			Mass moment of inertia J with max. bore Ø		
	Unbored	Pilot bored	min.	max.	l _{1,2}	E	L	L _H	M, N	D	D _H	Hub length, l _{1,2} max.	Sleeve [kg]	Hub [kg]	Total [kg]	Sleeve [kgcm ²]	Hub [kgcm ²]	Total [kgcm ²]
24 SSR	x	-	10	22	26	4	56	51	2,5	35	58	50	0,11	0,14	0,39	0,38	0,36	1,1
28 SSR	x	-	10	26	40	4	84	56	14	42	70	55	0,16	0,33	0,82	1,54	1,22	3,98
32 SSR	x	-	12	30	40	4	84	58	13	48	84	55	0,21	0,43	1,07	2,75	2,17	7,09
45 SSR	x	-	20	42	42	4	88	60	14	63	100	60	0,27	0,63	1,53	5,49	5,66	16,81
65 SSR	-	21	30	65	55	4	114	84	15	95	140	70	0,84	2,1	5	29,83	43,96	117,8
80 SSR	-	31	35	80	90	6	186	93	46,5	120	175	-	1,3	5,2	11,7	83,2	150,8	384,8
100 SSR	-	38	40	100	110	8	228	102	63	150	210	-	2,05	9,4	20,8	184,4	401,3	987
125 SSR	-	45	50	125	140	10	290	134	78	190	270	-	4,32	19,44	43,1	620	1362,3	3344,6

BoWex® type Spec.-I/CD

Size	Pilot bore		Finish bore		Dimension [mm]											Weight with max. bore Ø			Mass moment of inertia J with max. bore Ø		
	Un-bored	Pilot bored	min.	max.	L	L ₁	L _H	E	E ₁	l ₂	l ₁	D _H	D	M	N	Sleeve [kg]	Hub [kg]	Total [kg]	Sleeve [kgcm ²]	Hub [kgcm ²]	Total [kgcm ²]
24 CD	x	-	10	24	70	73,5	51	4	9,0	26	40	58	36	20	2,5	0,11	0,14	0,39	0,38	0,36	1,1
28 CD	x	-	10	28	94,5	98	56	4	8,5	40	50,5	70	44	28	14	0,16	0,33	0,82	1,54	1,22	3,98
32 CD	x	-	12	32	94,5	-	58	4	8,5	40	50,5	84	50	27	13	0,21	0,43	1,07	2,75	2,17	7,09
45 CD	x	-	20	45	101,5	-	60	4	8,5	42	55,5	100	65	32	14	0,27	0,63	1,53	5,49	5,66	16,81
65 CD	-	21	30	65	123	-	84	4	10	55	64	140	96	28,5	15	0,84	2,1	5	29,83	43,96	117,8
80 CD	-	31	35	80	179	-	93	6	13	90	83	178	124	44	46,5	1,3	5,2	11,7	83,2	150,8	384,8

For type Spec.-I/CDB with safety pins please order dimension sheet.

Ordering example:

BoWex® 45 SG	d ₁ Ø22	d ₂ Ø40
Size and type of coupling SG, SSR or Spec.-I/CD	Finish bore H7 keyway to DIN 6885 sheet 1 (JS9)	Finish bore H7 keyway to DIN 6885 sheet 1 (JS9)