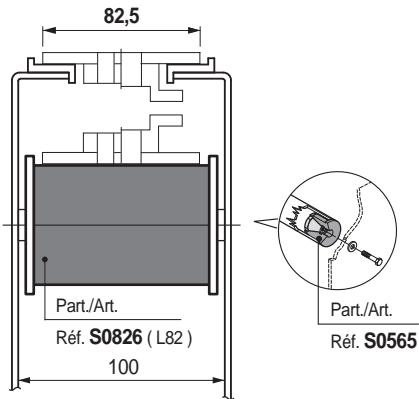
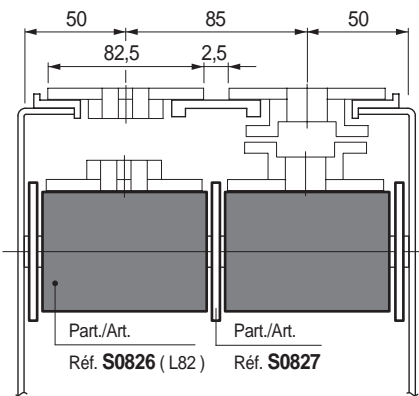


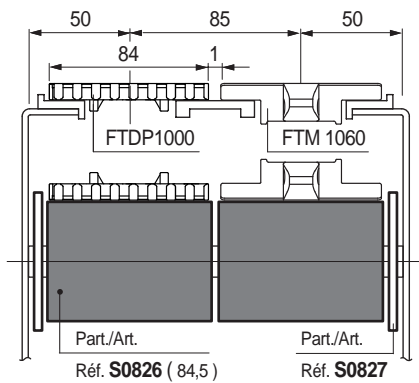
Chain width 82,5 mm (K325)



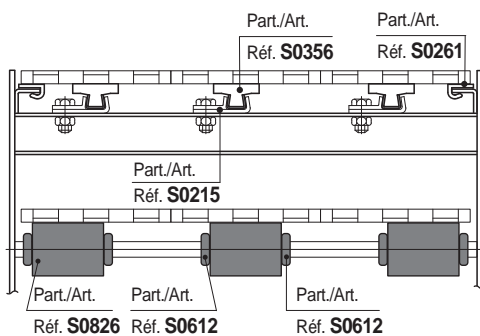
Chain width 82,5 mm (K325) / Pitch 85 mm



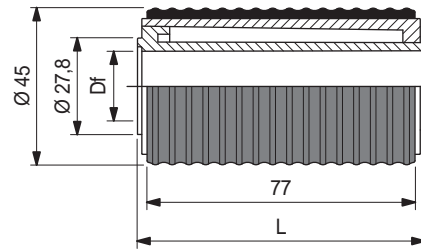
Chain width 84 mm pitch 85 mm



MatTop® modular chains



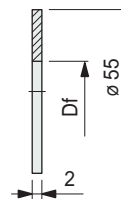
Double roller (with rubber surface)



Shaft dia. mm	Bore dia. Df mm	Code	
		L = 82	L = 86
16	16,5	632063	632083
18	18,5	636643	636653
20	20,5	632073	632093

- Characteristics: completely closed design. Rubber surface for less noise even in high speed conveyors. Hub in acetal for low friction.
- Material: roller in polyethylene PE (white). Surface in thermoplastic rubber (grey). 70 shore hardness.
- Packaging: 100 pieces.

Guide flange



Shaft dia. mm	inch	Bore dia. Df mm	Code
			16
20	3/4	20,2	632113

- Material: polyethylene PE (black).
- Packaging: 100 pieces.

Part. **S0826**



Dia. 45 mm

Part. **S0827**



● Best Seller

● Standard

● On request: minimum quantity may apply. Consult our Customer Service for availability.

Item code for order = Part. + Code