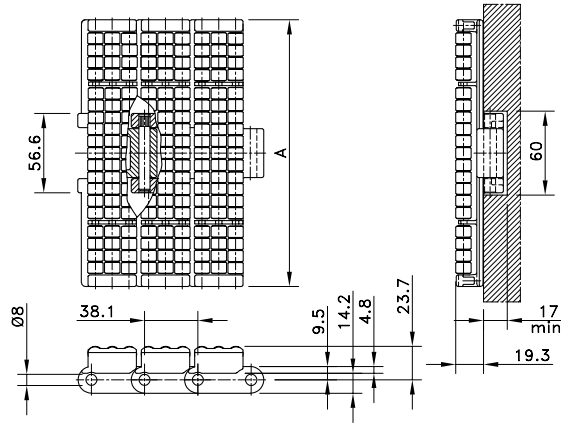


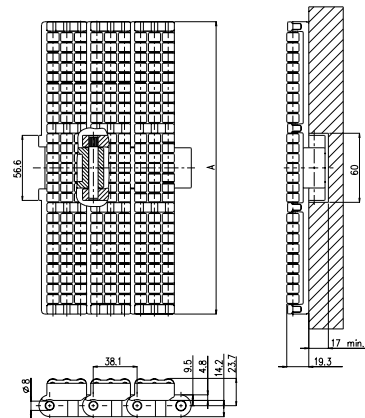
Straight Run Heavy Duty LBP



Chain Type	Code Number	Plate Width A		Weight kg/m	Working Load (max.) N (21°C)	Backflex Radius (min) mm	Plate Thickness mm
		mm	inch				
XLA-Acetal							
HDS 750 LBP	752.81.13	190.5	7.50	4.28	3830	200	4.8

Standard length: 1.524 m - 5 feet (40 links).

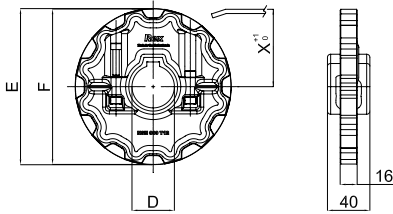
Straight Run Heavy Duty LBP



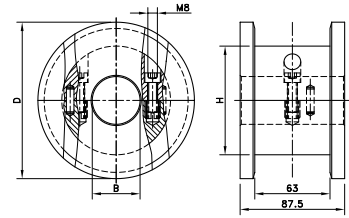
Chain Type	Code Number	Plate Width A		Weight kg/m	Working Load (max.) N (21°C)	Backflex Radius (min) mm	Plate Thickness mm
		mm	inch				
XLA-Acetal							
HDS 1000 LBP	752.81.19	254.0	10.00	5.23	3830	200	4.8
HDS 1200 LBP	752.81.20	304.8	12.00	5.83			

Standard length: 1.524 m - 5 feet (40 links).

NSH 880



SD RH



Sprocket Type	Code Number	Number of Teeth	Bore	Pitch Diameter	Outside Diameter	Width (Teeth)	Hub Width	Hub Diameter
			B	E	F	C	A	H
			mm/inch	mm	mm	mm	mm	mm

Split Sprockets Injection Moulded - NSH 880

Sprockets, Metric Bores								
NSH880 12-40	751.90.02	12	40	147.2	147.4	15.9	58.5	60
Sprockets, Inch Bores								
NSH880 12-1½"	751.90.05	12	1.5"	147.2	147.4	15.9	58.5	60

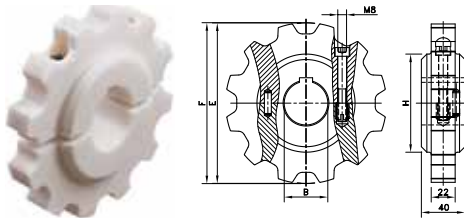
For plastic chain series: 879, 880, RH, RHD, RHM, RHMD, RHMP, RHMDP, SHP

Split Idler Drums, Machined - SD RH

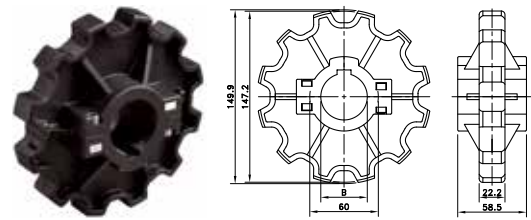
Metric Bores								
SD RH 131-25	754.10.62	10	25	123.3	131.0			
SD RH 131-30	754.10.63	10	30					
SD RH 131-35	754.10.64	10	35					
SD RH 131-40	754.10.65	10	40					
SD RH 131-50	754.10.66	10	50					
SD RH 143-25	754.11.82	11	25	135.2	143.0	87.5	87.5	--
SD RH 143-30	754.11.83	11	30					
SD RH 143-35	754.11.84	11	35					
SD RH 143-40	754.11.85	11	40					
SD RH 143-50	754.11.86	11	50					
SD RH 155-25	754.13.02	12	25	147.2	155.0			
SD RH 155-30	754.13.03	12	30					
SD RH 155-35	754.13.04	12	35					
SD RH 155-40	754.13.05	12	40					
SD RH 155-50	754.13.06	12	50					

For plastic chain series: 879-TAB, 880-TAB, RH, RHD.

SS/SI HD



NS(X) 882



Sprocket Type	Code Number	Number of Teeth	Bore	Pitch Diameter	Outside Diameter	Width (Teeth)	Hub Width	Hub Diameter
			B	E	F	C	A	H
			mm/inch	mm	mm	mm	mm	mm

Split Sprockets And Idlers, Machined - SS/SI HD

Sprockets, Metric Bores								
SS HD 11-25	754.63.71	11	25	135.2	135.4	22.0	40	90
SS HD 11-30	754.63.72	11	30					
SS HD 11-35	754.63.73	11	35					
SS HD 11-40	754.63.74	11	40					
SS HD 11-50	754.63.75	11	50					
SS HD 12-25	754.63.81	12	25	147.2	147.6	22.0	40	90
SS HD 12-30	754.63.82	12	30					
SS HD 12-35	754.63.83	12	35					
SS HD 12-40	754.63.84	12	40					
SS HD 12-50	754.63.85	12	50					

Sprockets, Inch Bores

SS HD 11-1	754.63.76	11	1.000"	135.2	135.4	22.0	40	90
SS HD 11-1 ³ / ₁₆	754.63.77	11	1.188"					
SS HD 11-1 ¹ / ₄	754.63.78	11	1.250"					
SS HD 11-1 ⁷ / ₁₆	754.63.79	11	1.438"					
SS HD 11-1 ¹ / ₂	754.63.80	11	1.500"					
SS HD 12-1	754.63.86	12	1.000"	147.2	147.6	22.0	40	90
SS HD 12-1 ³ / ₁₆	754.63.87	12	1.188"					
SS HD 12-1 ¹ / ₄	754.63.88	12	1.250"					
SS HD 12-1 ⁷ / ₁₆	754.63.89	12	1.438"					
SS HD 12-1 ¹ / ₂	754.63.90	12	1.500"					

Idlers, Metric Bores

SI HD 11-25	754.63.21	11	25	135.2	135.4	22.0	40	90
SI HD 11-30	754.63.22	11	30					
SI HD 11-35	754.63.23	11	35					
SI HD 11-40	754.63.24	11	40					
SI HD 11-50	754.63.25	11	50					
SI HD 12-25	754.63.31	12	25	147.2	147.6	22.0	40	90
SI HD 12-30	754.63.32	12	30					
SI HD 12-35	754.63.33	12	35					
SI HD 12-40	754.63.34	12	40					
SI HD 12-50	754.63.35	12	50					

For plastic chain series: 882, 883, HDF, HDFM, HDS

Split Sprockets and Idlers, Injection Moulded - NS(X) 882

Sprockets, Metric Bores								
NS882 12-25	L0882663551	12	25	147.2	149.9	22.2	58.5	60
NS882 12-30	L0882663561	12	30					
NS882 12-35	L0882663571	12	35					
NS882 12-40	L0882663581	12	40					
NS882 12-45	L0882663591	12	45					

Sprockets, Inch Bores*

NS882 12-1	L0882663601	12	1.000"	147.2	149.9	22.2	58.5	60
NS882 12-1 ¹ / ₄	L0882619072	12	1.250"					
NS882 12-1 ¹ / ₂	L0882619082	12	1.500"					

Idlers, Metric Bores

NSX882 12-25	L0882663641	12	25	147.2	149.9	22.2	58.5	60
NSX882 12-30	L0882663651	12	30					
NSX882 12-35	L0882663661	12	35					
NSX882 12-40	L0882663671	12	40					

For plastic chain series: 882, 883, HDF, HDFM, HDS.

* Ask Customer service for minimum order quantity of NS882 sprockets with inch bores.