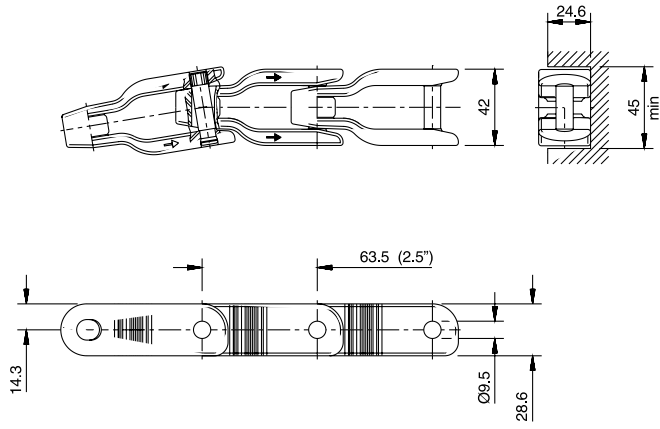


# Straight Run without TABS

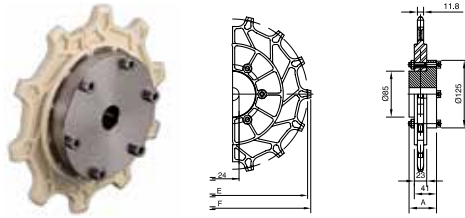


Chain Type	Code Number	Link Width A		Weight kg/m	Working Load (max.) N (21°C)	Backflex Radius (min) mm	Sideflex Radius (min) mm
		mm	inch				
<b>XL-Acetal</b>							
CC 600 XL	752.72.05	42.0	1.66	1.20	3950	50	457
<b>NC-Acetal</b>							
CC 600 NC	752.75.05	42.0	1.66	1.20	3950	50	457
<b>WPP-Polypropylene</b>							
CC 600 WPP	752.77.05*	42.0	1.66	1.00	1975	50	457

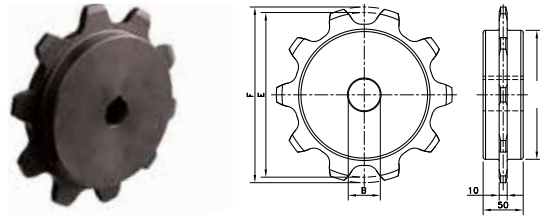
Standard length: 3.048 m - 10 feet (48 links).

\*Ask customer service for minimum order quantity.

## CC600/631



## CC600/631



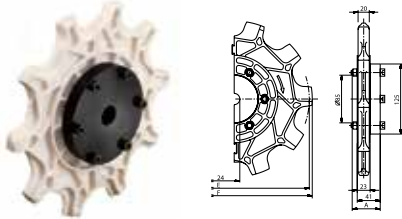
Type	Code Number	Number of Teeth	Bore	Pitch Diameter	Outside Diameter	Hub Width
			B mm	E mm	F mm	A mm
<b>Semi-Split Sprockets for CC600/631</b>						
<b>Sprocket Ring Set</b>						
SR CC600 10	753.83.62	10	-	205.5	209.4	-
SR CC600 14	753.83.65	14	-	285.4	289.8	-
<b>Carbon Steel Hub</b>						
CH CC-C 24	753.78.62	-	24	-	-	50
<b>Stainless Steel Hub</b>						
CH CC-S 24	753.78.61	-	24	-	-	50

The split sprocket rings and unsplit hubs are supplied separately, so that the hub doesn't need to be replaced in case of wear of the sprocket rings.

### Classic Sprockets for CC600/631

Metric Bores						
KU 600 06-20	L0600699111	6	20	127.0	128.0	50
KU 600 08-20	L0600604046	8	20	165.9	177.7	
KU 600 10-20	L0600605916	10	20	205.5	219.3	

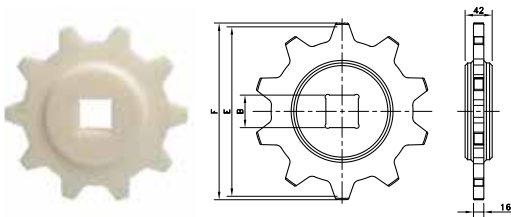
## CC1400/1431



<b>Semi-Split Sprockets for CC1400/1431</b>						
<b>Sprocket Ring Set</b>						
SR CC1400 10	753.83.42	10	-	267.0	278.4	
<b>Carbon Steel Hub</b>						
CH CC-C 24	753.78.62	-	24	-	-	50
<b>Stainless Steel Hub</b>						
CH CC-S 24	753.78.61	-	24	-	-	50

The split sprocket rings and unsplit hubs are supplied separately, so that the hub doesn't need to be replaced in case of wear of the sprocket rings.

## KU 2755



<b>Classic Sprocket for BSM 2755</b>						
KU2755 T10 S40	774.18.54	10	40	258.9	274	42
KU2755 T10 R40	774.18.55	10	40	258.9	274	42
KU2755 T10 R50	774.18.56	10	50	258.9	274	42
KU2755 T10 S50	774.17.40	10	50	258.9	274	42